

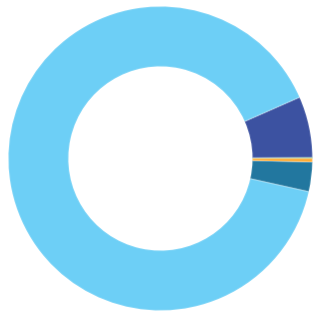


# ESPERANZA ACADEMY CHARTER SCHOOL

## 2021-22 SCHOOL PROGRESS REPORT ON EDUCATION AND EQUITY

School Code | 3333 Sector | Charter Network | Charters  
Principal Name | Jorge Calixto  
Address | 301 W Hunting Park Ave  
Phone | 215-457-3667 Website | [esperanzaacademycs.org](http://esperanzaacademycs.org)  
Report Type | Middle School Grades in Report | 5-8  
Admissions Category | Citywide  
Turnaround Model | N/A  
Receives HS Report | Yes  
Oct 1 Enrollment | 833

### Student Enrollment and Demographics



- 0.0% American Indian / Alaskan Native
- 0.1% Asian
- 6.5% Black / African American
- 89.9% Hispanic / Latino
- 3.1% Multi Racial / Other
- 0.0% Native Hawaiian / Pacific Islander
- 0.4% White

**901**

Total Number of Students Served for  
10+ Days Over the Year

**19.6%**

% Students with IEPs

**29.8%**

% English Learners

**86.8%**

% Economically Disadvantaged

### Student Attendance

**35.5%**

% Students Attending at Least 95%  
of Instructional Days

**65.8%**

% Students Attending at Least 90%  
of Instructional Days

### Score Level

**Level 5**

### Performance

At or Above Target in **0.0 %**  
0 out of 5 Eligible Metrics


### Improvement

**Insufficient Data for Score**

### Goal Performance (All Students)

**GOAL 1 | PSSA ELA % of Students Proficient  
or Advanced (Grades 3-8)**

**Score: 22.7 %**



-19.8 pts from 2021-2022 target

**NOT MEETING**

no data prior year

**GOAL 2 | PSSA ELA % of Students Proficient  
or Advanced (Grade 3)**

**Ineligible by Report Type**

**GOAL 3 | PSSA Math % of Students Proficient  
or Advanced (Grades 3-8)**

**Score: 2.4 %**



-26.3 pts from 2021-2022 target

**NOT MEETING**

no data prior year

- Meeting Target
- Not Meeting Target

### Performance

### Improvement

### Level

#### American Indian / Alaskan Native

Insufficient Data  
for Score

Insufficient Data  
for Score

#### Asian

Insufficient Data  
for Score

Insufficient Data  
for Score

#### Black / African American

Insufficient Data  
for Score

Insufficient Data  
for Score

#### Hispanic / Latino

Insufficient Data  
for Score

Insufficient Data  
for Score

#### Multi Racial / Other

Insufficient Data  
for Score

Insufficient Data  
for Score

#### Native Hawaiian / Pacific Islander

Insufficient Data  
for Score

Insufficient Data  
for Score

#### White

Insufficient Data  
for Score

Insufficient Data  
for Score

#### English Learners

Insufficient Data  
for Score

Insufficient Data  
for Score

#### Students with IEPs

Insufficient Data  
for Score

Insufficient Data  
for Score

#### Economically Disadvantaged

Insufficient Data  
for Score

Insufficient Data  
for Score

# Reading/ELA: Every Student Reads On or Above Grade Level

## Goal 1 - Reading Grades 3-8

School Code | 3333 School Name | Esperanza Academy Charter School

**Goal 1:** The percentage of students in grades 3-8 who are proficient on the state ELA assessment will grow from 35.7% in August 2019 to 65.0% by August 2026

### PSSA ELA: % of Students Proficient or Advanced, Grades 3-8

**All Students, 775 students**

**Score: 22.7 %**



**2021-2022 Target: 42.5 %**

*-19.8 pts from target*

**2025-2026 Goal: 65.0 %**

*-42.3 pts from target*

NOT MEETING

no data prior year



- Meeting Target
- Not Meeting Target

**American Indian / Alaskan Native**

Insufficient Sample

**Asian**

Insufficient Sample

**Black / African American, 56 students**

**Score: 16.1 %**

*-26.4 pts from target*

NOT MEETING

no data prior year



**Hispanic / Latino, 707 students**

**Score: 23.1 %**

*-19.4 pts from target*

NOT MEETING

no data prior year



**Multi Racial / Other**

Insufficient Sample

**Native Hawaiian / Pacific Islander**

Insufficient Sample

**White**

Insufficient Sample

**English Learners, 252 students**

**Score: 15.9 %**

*-26.6 pts from target*

NOT MEETING

no data prior year



**Students with IEPs, 149 students**

**Score: 3.4 %**

*-39.1 pts from target*

NOT MEETING

no data prior year



**Economically Disadvantaged, 669 students**

**Score: 22.3 %**

*-20.2 pts from target*

NOT MEETING

no data prior year



# Reading/ELA: Every Student Reads On or Above Grade Level

## Goal 2 - Reading Grade 3

School Code | 3333 School Name | Esperanza Academy Charter School

**Goal 2:** The percentage of 3rd grade students who are proficient on the state ELA assessment will grow from 32.5% in August 2019 to 62.0% by August 2026

### PSSA ELA: % of Students Proficient or Advanced, Grade 3

#### All Students

Ineligible by Report Type

American Indian / Alaskan Native

Ineligible by Report Type

Asian

Ineligible by Report Type

Black / African American

Ineligible by Report Type

Hispanic / Latino

Ineligible by Report Type

Multi Racial / Other

Ineligible by Report Type

Native Hawaiian / Pacific Islander

Ineligible by Report Type

White

Ineligible by Report Type

English Learners

Ineligible by Report Type

Students with IEPs

Ineligible by Report Type

Economically Disadvantaged

Ineligible by Report Type

● Meeting Target

● Not Meeting Target

# Math & Science: Every Student Performs On or Above Grade Level

## Goal 3 - Math Grades 3-8

School Code | 3333 School Name | Esperanza Academy Charter School

**Goal 3:** The percentage of students in grades 3-8 who are proficient on the state Math assessment will grow from 21.6% in August 2019 to 52.0% by August 2026

### PSSA Math: % Students Proficient or Advanced, Grades 3-8

All Students, 778 students

Score: **2.4 %**



2021-2022 Target: 28.7 %

-26.3 pts from target

2025-2026 Goal: 52.0 %

-49.6 pts from target

NOT MEETING

no data prior year



### PSSA Science

% of Students Proficient or Advanced in Science (Grades 4 and 8)

**23.3 %**

49 out of 210 students

American Indian / Alaskan Native

Insufficient Sample

Asian

Insufficient Sample

Black / African American, 56 students

Score: **1.8 %**

-26.9 pts from target

NOT MEETING

no data prior year



Hispanic / Latino, 710 students

Score: **2.3 %**

-26.4 pts from target

NOT MEETING

no data prior year



Multi Racial / Other

Insufficient Sample

Native Hawaiian / Pacific Islander

Insufficient Sample

White

Insufficient Sample

English Learners, 254 students

Score: **0.4 %**

-28.3 pts from target

NOT MEETING

no data prior year



Students with IEPs, 149 students

Score: **0.7 %**

-28.0 pts from target

NOT MEETING

no data prior year



Economically Disadvantaged, 669 students

Score: **2.1 %**

-26.6 pts from target

NOT MEETING

no data prior year



# Climate, Culture & Opportunity

## Guardrail 1 - Welcoming and Supportive Schools

School Code | 3333 School Name | Esperanza Academy Charter School

**Guardrail 1:** Every school will be a safe, welcoming and healthy place where our students, staff and community want to be and learn each day. This means that our schools will be: 1) environmentally safe and clean; and 2) spaces with inclusive climates that provide students with access to robust social, emotional, and mental health supports.

School Climate Score	School Climate Survey		
Insufficient Sample	Insufficient Sample <i>Student Rating</i>	Insufficient Sample <i>Parent Rating</i>	<b>6.3/10</b> <i>Teacher Rating</i>
School Instruction Score	School Instruction Survey		
Insufficient Sample	Insufficient Sample <i>Student Rating</i>	Insufficient Sample <i>Parent Rating</i>	<b>6.9/10</b> <i>Teacher Rating</i>

- Meeting Target
- Not Meeting Target

 **Not Applicable**



*School Has at Least 2 Behavioral/Mental Health Support FTEs per 500 Students*

# Climate, Culture & Opportunity

## Guardrail 1 - Welcoming and Supportive Schools

School Code | 3333 School Name | Esperanza Academy Charter School

**Guardrail 1:** Every school will be a safe, welcoming and healthy place where our students, staff and community want to be and learn each day. This means that our schools will be: 1) environmentally safe and clean; and 2) spaces with inclusive climates that provide students with access to robust social, emotional, and mental health supports.

% of Students Attending at Least 95% of Instructional Days	% of Students Attending			
<p><b>All Students: 901 Students</b></p> <p style="text-align: center;"><b>Score: 35.5 %</b></p>  <p>2021-2022 Target: 52.9 % -17.4 pts from target</p> <p>2025-2026 Goal: 60.0 % -24.5 pts from target</p> <p><b>NOT MEETING</b> no data prior year</p>	<p><b>Greater Than 95% of Instructional Days</b> 35.5 %</p>	<p><b>90-95% of Instructional Days</b> 30.3 %</p>		
<p><b>All Students: 901 Students</b></p> <p style="text-align: center;"><b>Score: 65.8 %</b></p>  <p>2021-2022 Target: 82.3 % -16.5 pts from target</p> <p>2025-2026 Goal: 94.0 % -28.2 pts from target</p> <p><b>NOT MEETING</b> no data prior year</p>	<p style="text-align: center;"><b>Additional Metrics</b></p> <table border="0" style="width: 100%;"> <tr> <td style="width: 50%; text-align: center;"> <p><b>Not Applicable</b></p> <p><i>% of Teachers Attending at Least 95% of Work Days (Cumulative)</i></p> <p><b>Not Applicable</b></p> <p><i>% of Teachers Receiving a Proficient MMS Rating</i></p> </td> <td style="width: 50%; text-align: center;"> <p><b>Not Applicable</b></p> <p><i>Teacher Annual Retention</i></p> <p><b>Not Applicable</b></p> <p><i>% of Teachers Receiving a Distinguished MMS Rating</i></p> </td> </tr> </table>		<p><b>Not Applicable</b></p> <p><i>% of Teachers Attending at Least 95% of Work Days (Cumulative)</i></p> <p><b>Not Applicable</b></p> <p><i>% of Teachers Receiving a Proficient MMS Rating</i></p>	<p><b>Not Applicable</b></p> <p><i>Teacher Annual Retention</i></p> <p><b>Not Applicable</b></p> <p><i>% of Teachers Receiving a Distinguished MMS Rating</i></p>
<p><b>Not Applicable</b></p> <p><i>% of Teachers Attending at Least 95% of Work Days (Cumulative)</i></p> <p><b>Not Applicable</b></p> <p><i>% of Teachers Receiving a Proficient MMS Rating</i></p>	<p><b>Not Applicable</b></p> <p><i>Teacher Annual Retention</i></p> <p><b>Not Applicable</b></p> <p><i>% of Teachers Receiving a Distinguished MMS Rating</i></p>			

- Meeting Target
- Not Meeting Target

# Climate, Culture & Opportunity

## Guardrail 2 - Enriching and Well-rounded School Experiences

## Guardrail 3 - Partnering with Parents / Family Members

School Code | 3333 School Name | Esperanza Academy Charter School

**Guardrail 2:** Every student will have a well-rounded education with co-curricular opportunities, including arts and athletics, integrated into the school experience.

**Guardrail 3:** Every parent and guardian will be welcomed and encouraged to be partners in their child's school community.

### % of Students Participating in Visual / Performing Arts

*% of Students  
Participating in Visual /  
Performing Arts*

**100.0 %**

*776 out of 776 students*

### School Relationship Score

**Insufficient Sample**

### Additional Metrics



**Not Applicable**

*School Has a SAC/Parent Advisory Group*



**Not Applicable**

*School Has a SAC/Parent Advisory Group That Meets Regularly*



**Not Applicable**

*Number of SAC/Parent Advisory Group Meetings*

- Meeting Target
- Not Meeting Target

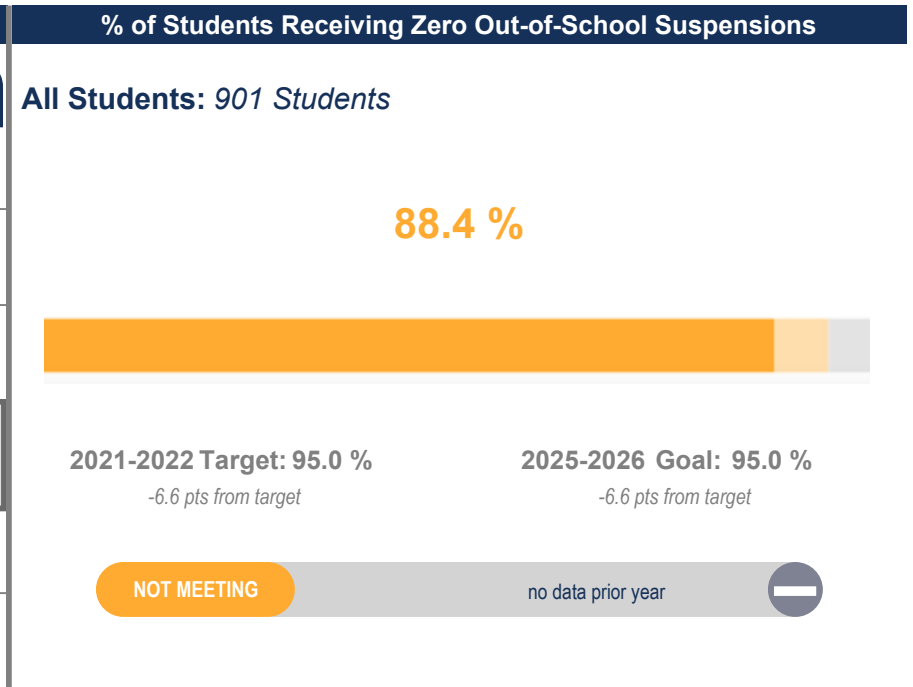
# Climate, Culture & Opportunity

## Guardrail 4 - Addressing Racist Practices

School Code | 3333 School Name | Esperanza Academy Charter School

**Guardrail 4:** Our students' potential will not be limited by practices that perpetuate systemic racism and hinder student achievement.

Suspension Disproportionality			
	% of Enrollment (Total Enrollment)		% of Suspensions Given to Each Subgroup
All Students	(833)		
American Indian / Alaskan Native	0.0 %	(0)	0.0 %
Asian	0.1 %	(1)	0.0 %
Black / African American	6.5 %	(54)	9.3 %
Hispanic / Latino	89.9 %	(749)	87.3 %
Multi Racial / Other	3.1 %	(26)	3.3 %
Native Hawaiian / Pacific Islander	0.0 %	(0)	0.0 %
White	0.4 %	(3)	0.0 %
English Learners	29.8 %	(248)	15.3 %
Students with IEPs	19.6 %	(163)	28.0 %
Economically Disadvantaged	86.8 %	(723)	86.7 %



### % of Students Qualified to Attend Criteria-Based High Schools

All Students	Black / African American	Hispanic / Latino
Not Applicable	Not Applicable	Not Applicable

● Meeting Target  
● Not Meeting Target